

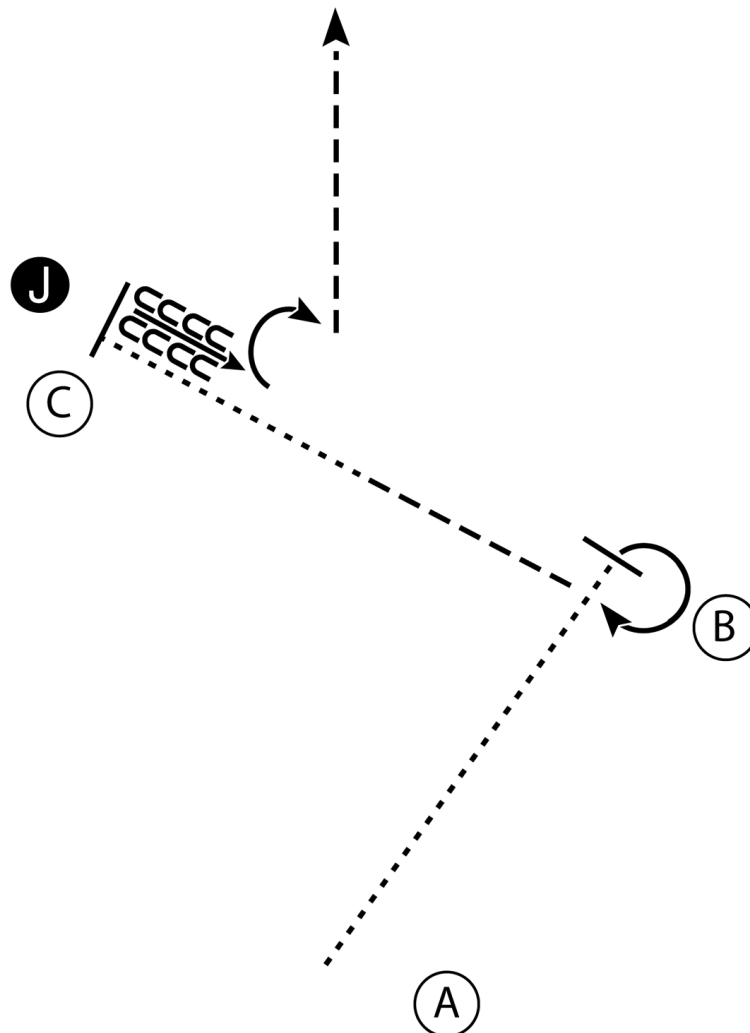
Aqha show and youth Ñ-M Wr. Neustadt

AQHA Youth Showmanship

Show Date: 07-14-2021

www.HorseShowPatterns.com

www.HorseShowPatterns.com



1. Walk from A to B.
2. Stop and perform a 270 degree turn.
3. Trot half way to C, break to walk and walk to C.
4. Stop and set up for inspection.
5. When dismissed back four steps.
6. Perform a 90 degree turn and trot to line-up.

- Walk
Trot - - - - -
Back ← [Backward Trot Symbol]
Marker (B)
Judge (J)

[S/2-13]

Pattern Provided by:

Austrian Quarterhorse Association

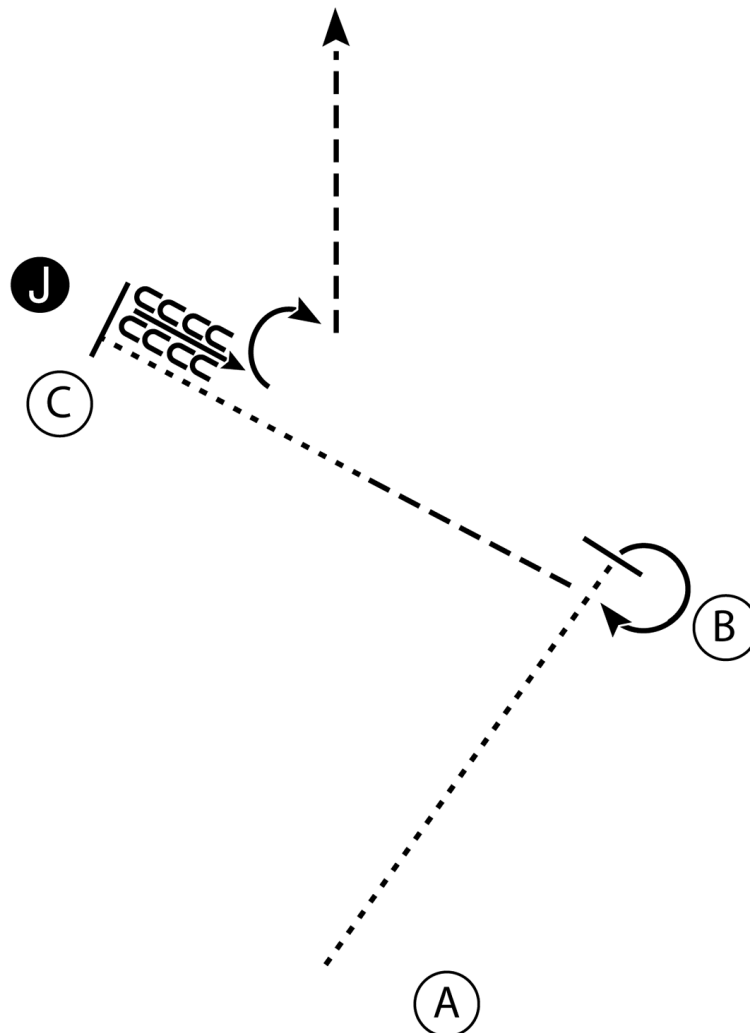
Aqha show and youth Ñ-M Wr. Neustadt

AQHA Nov. Am. Showmanship

Show Date: 07-14-2021

w w w . H o r s e S h o w P a t t e r n s . c o m

w w w . H o r s e S h o w P a t t e r n s . c o m



1. Walk from A to B.
2. Stop and perform a 270 degree turn.
3. Trot half way to C, break to walk and walk to C.
4. Stop and set up for inspection.
5. When dismissed back four steps.
6. Perform a 90 degree turn and trot to line-up.

- Walk - - - - -
- Trot - - - - -
- Back ← [Backward Trot Symbol]
- Marker (B)
- Judge (J)

[S/2-13]

Pattern Provided by:

Austrian Quarterhorse Association

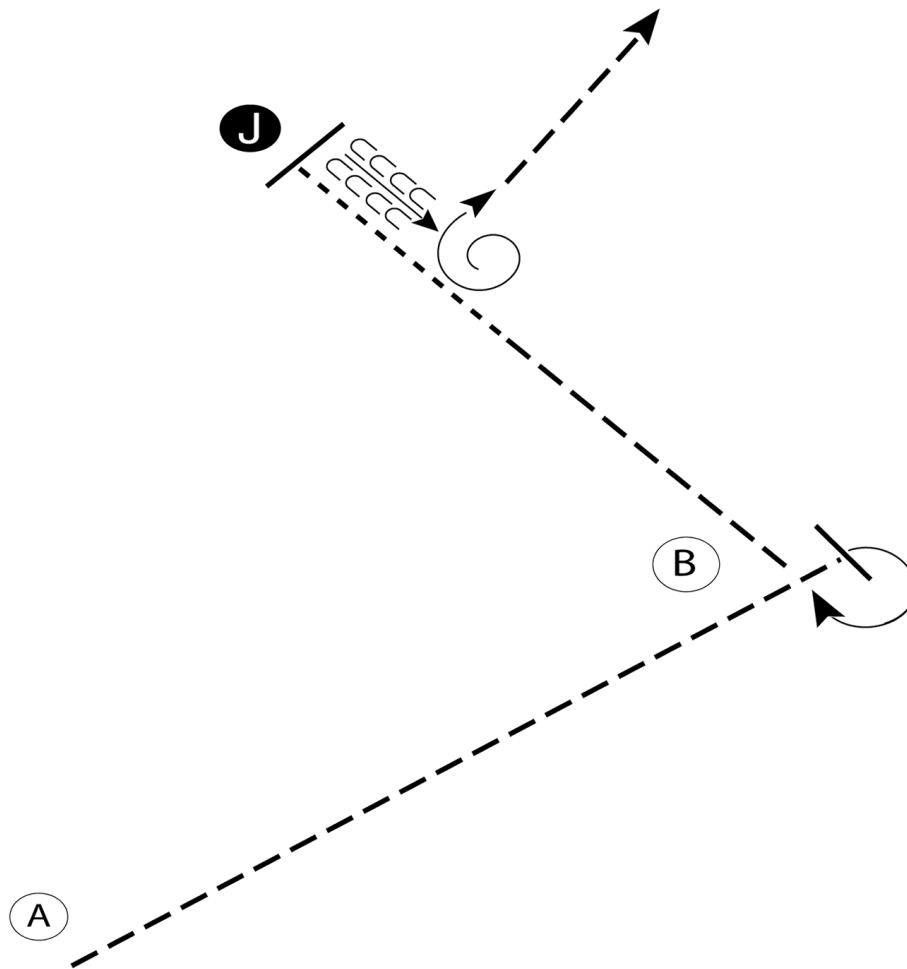
Aqha show and youth Ñ-M Wr. Neustadt

AQHA Amateur Showmanship

Show Date: 07-14-2021

w w w . H o r s e S h o w P a t t e r n s . c o m

w w w . H o r s e S h o w P a t t e r n s . c o m



1. Begin at A. Trot past B and stop
2. Perform a 270 degree turn
3. Trot halfway to the Judge
4. Break to the walk and walk to the Judge
5. Stop and set up for inspection
6. When dismissed back one horse length
7. Perform a 450 degree turn and trot to the line-up

Walk	-----
Trot	- - - - -
Back	←
Marker	ⓑ
Judge	ⓐ

[S/2-27]

Pattern Provided by:

Austrian Quarterhorse Association

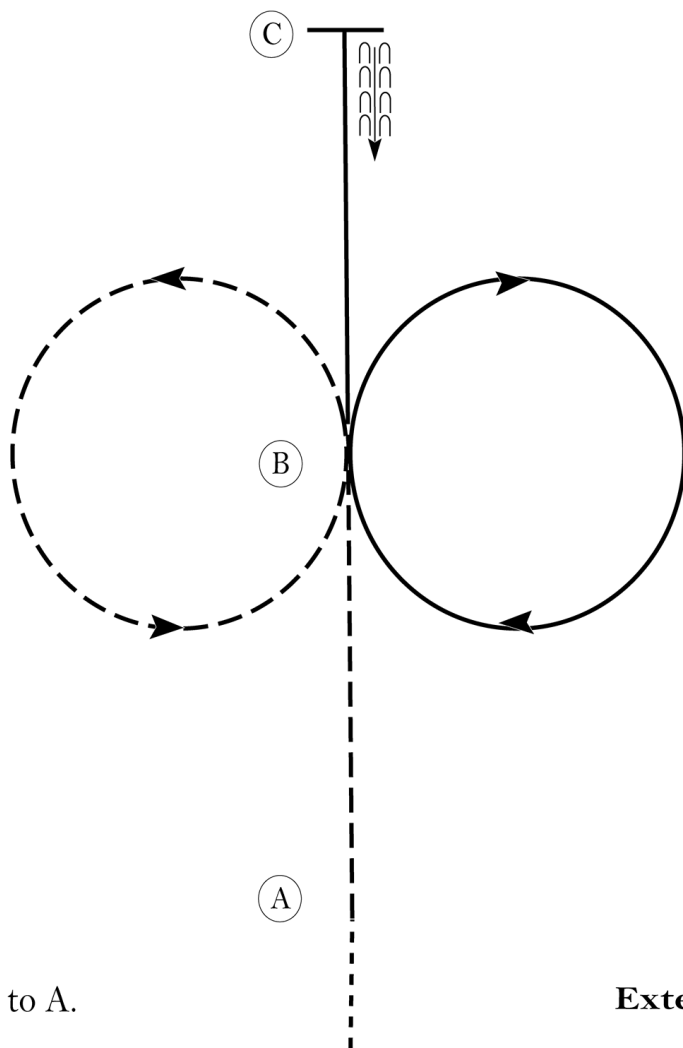
Aqha show and youth Ñ-M Wr. Neustadt

AWA Champion Youth Horsemanship

Show Date: 07-14-2021

w w w . H o r s e S h o w P a t t e r n s . c o m

w w w . H o r s e S h o w P a t t e r n s . c o m



Be ready prior to A.

1. Walk to A.
2. Jog A to B.
3. At B jog a circle to the left.
4. At B lope a circle to the right on the right lead.
5. Continue the lope to C.
6. Stop at C and back approximately one horse length.

Walk	-----
Jog	- - - - -
Extended Jog	- - - - -
Lope	—————
Leg Yield	
Lead Change	— / —
Back	← — — — — — — — — —
Marker	Ⓚ
Sidepass	← — — — — →

[WH/1-19]

Pattern Provided by:

Austrian Quarterhorse Association

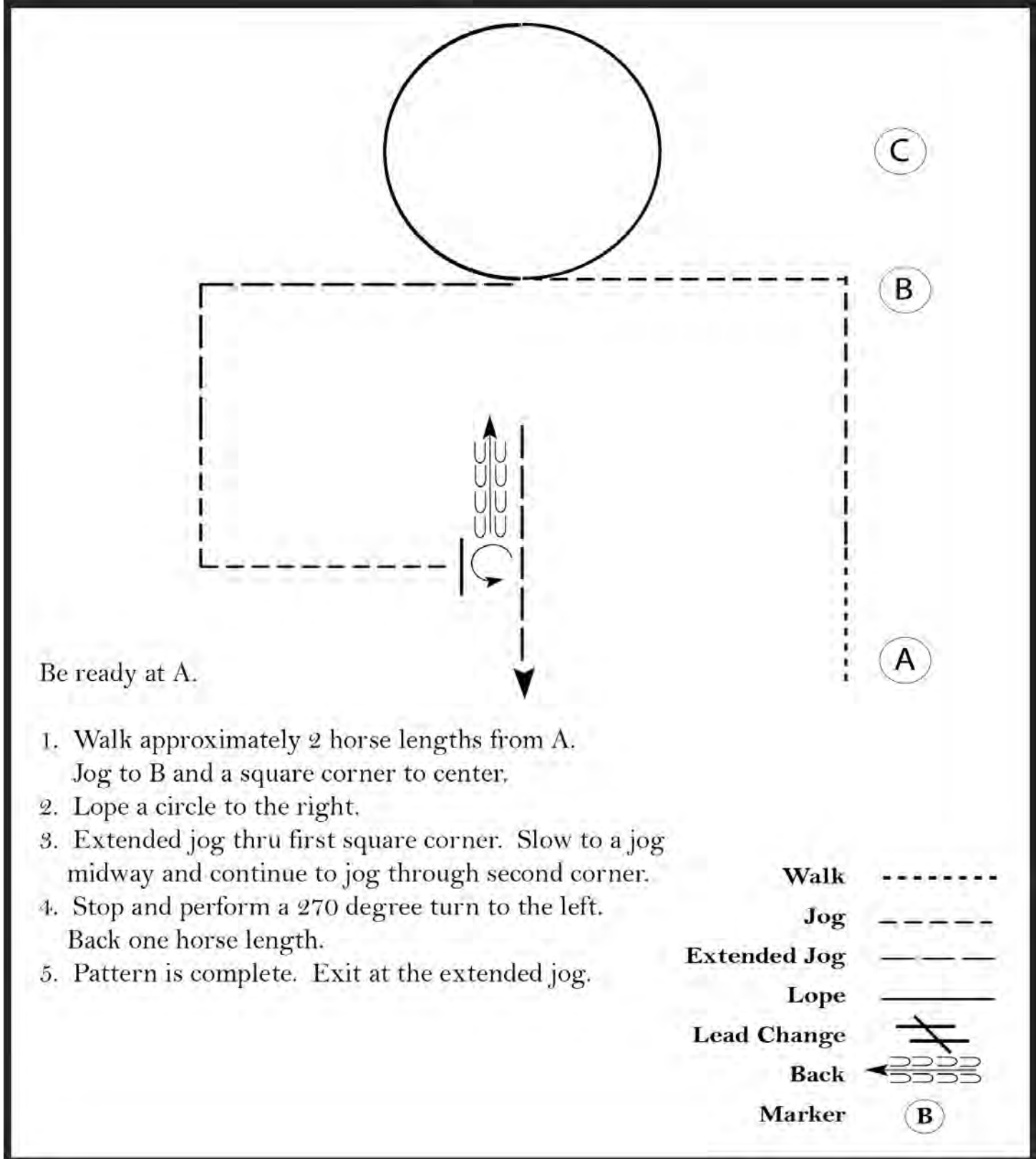
Aqha show and youth Ñ-M Wr. Neustadt

AWA Champion Young Rider Horsemanship

Show Date: 07-14-2021

w w w . H o r s e S h o w P a t t e r n s . c o m

w w w . H o r s e S h o w P a t t e r n s . c o m



[WH/1-108]

Pattern Provided by:

Austrian Quarterhorse Association

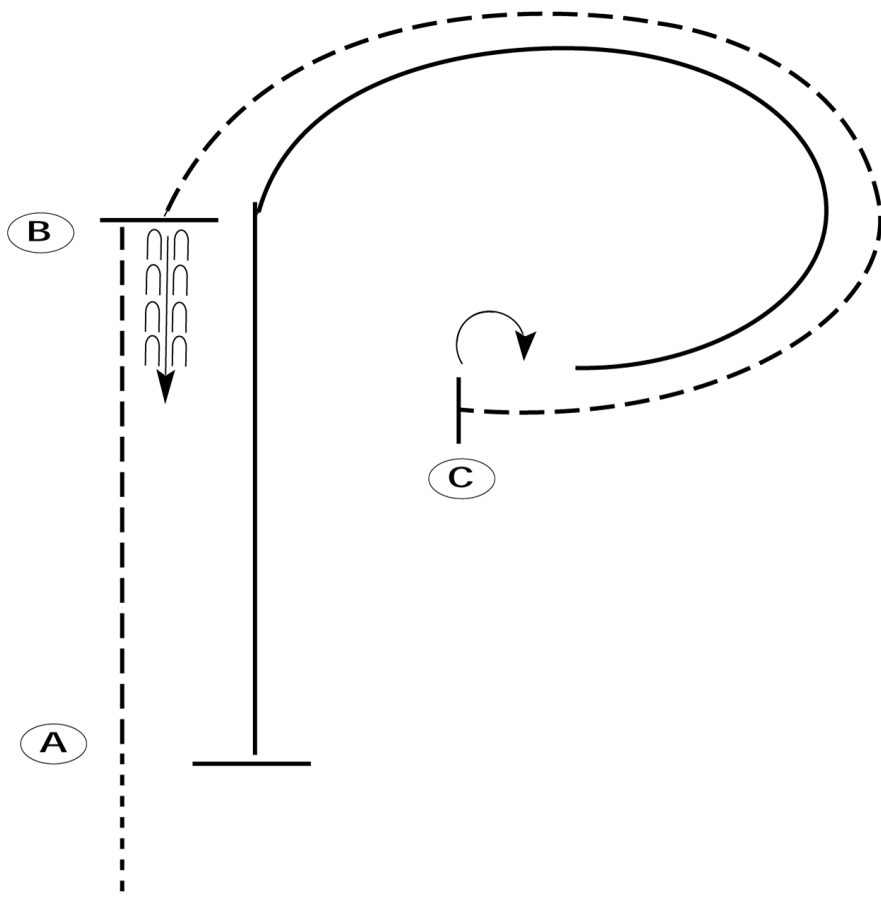
Aqha show and youth Ñ-M Wr. Neustadt

AWA Champion Youth Horsemanship Final

Show Date: 07-14-2021

www.HorseShowPatterns.com

www.HorseShowPatterns.com



Be ready before A.

1. Walk to A.
2. Jog to B.
3. Stop at B and back approximately one horse length.
4. Jog to C.
5. Stop at C and turn 180 degrees to the right.
6. Lope on the left lead past B and to A.
7. Stop at A.

Follow the instructions of your ring steward.

Walk	-----
Jog	-----
Extended Jog	-----
Lope	—————
Leg Yield	
Lead Change	— / —
Back	← ⊂ ⊂ ⊂ ⊂ ⊂
Marker	⊙ B
Sidepass	←-----→

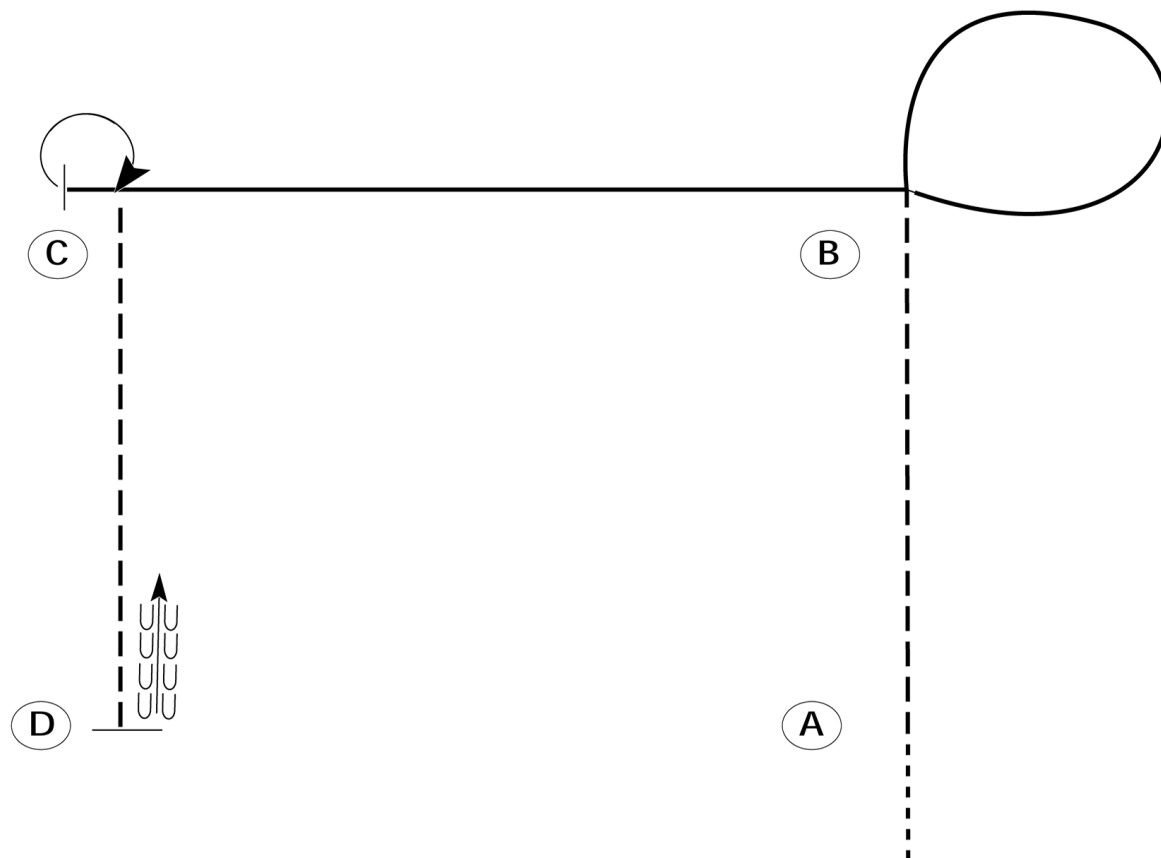
[WH/1-49]

Pattern Provided by:
Austrian Quarterhorse Association

Aqha show and youth Ñ-M Wr. Neustadt

AWA Champion Young Rider Horsemanship Final

Show Date: 07-14-2021



Be ready before A.

1. Walk to A.
2. Jog to B.
3. Lope on the right lead in a circle to the right.
4. Continue to lope on the right lead to C.
5. Stop at C.
6. Turn 270 degrees to the right.
7. Jog to D.
8. Stop at D and back approximately one horse length.

Follow the instructions of your ring steward.

Walk	-----
Jog	-----
Extended Jog	-----
Lope	—————
Leg Yield	
Lead Change	↙
Back	← ⏏ ⏏ ⏏
Marker	(B)
Sidepass	←-----→

[WH/1-50]

Pattern Provided by:

Austrian Quarterhorse Association

www.HorseShowPatterns.com

www.HorseShowPatterns.com

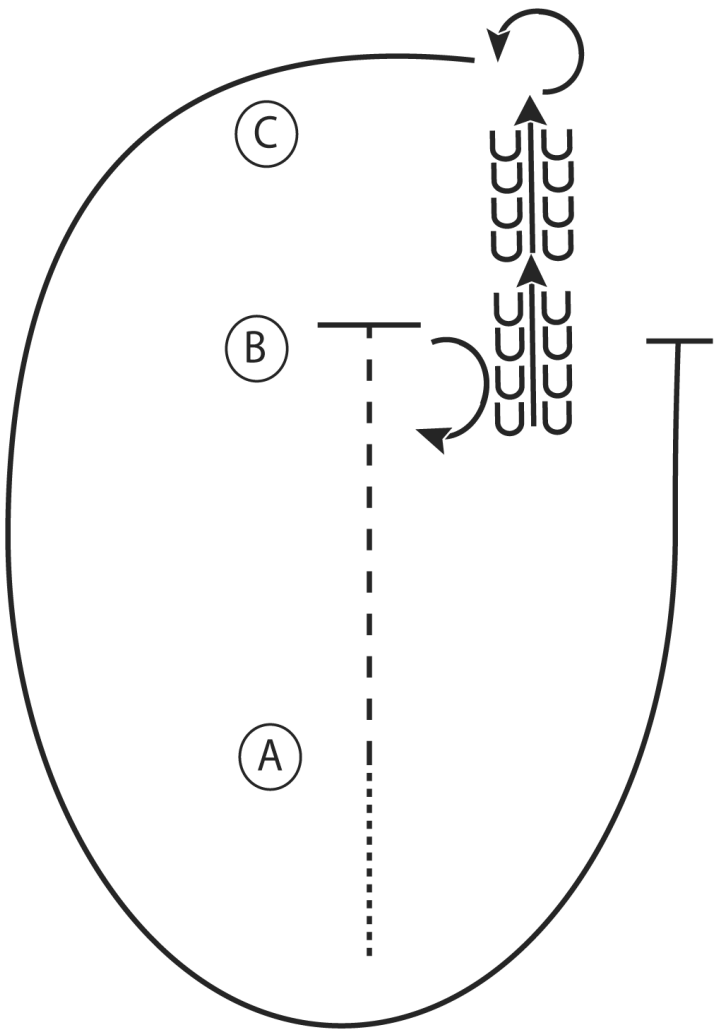
Aqha show and youth Ñ-M Wr. Neustadt

AQHA Amateur Horsemanship

Show Date: 07-14-2021

www.HorseShowPatterns.com

www.HorseShowPatterns.com



1. Walk to A
2. Jog A to B
3. Stop at B and perform a 180 degree turn to the right
4. Back to C
5. At C perform a 270 degree turn to the left
6. Lope a circle around A, returning to B
7. Stop at B

Walk
Jog	- - - - -
Extended Jog	— — — — —
Lope	—————
Leg Yield	
Lead Change	↙ ↘
Back	← 3 3 3 ← 3 3 3
Marker	⊙ (B)
Sidepass	← - - - - - →

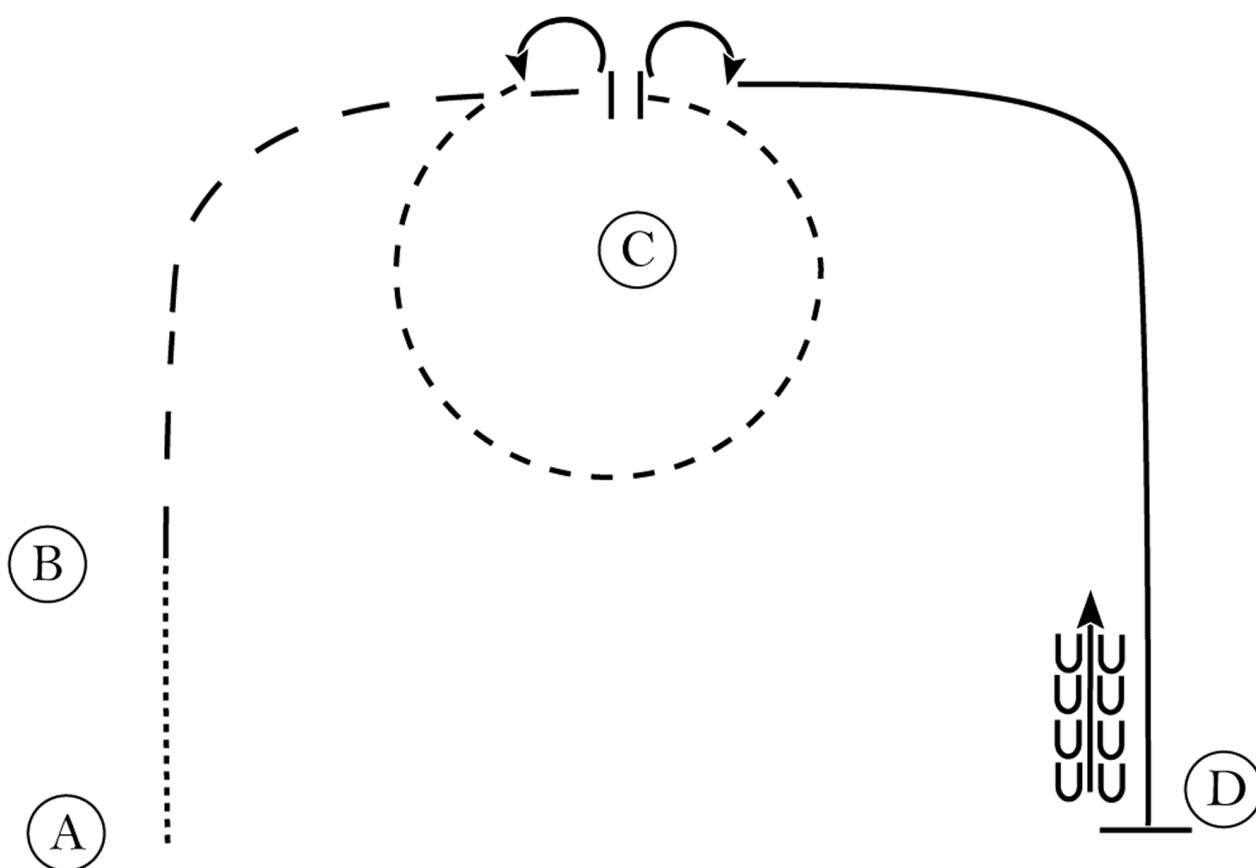
[WH/2-14]

Pattern Provided by:
Austrian Quarterhorse Association

Aqha show and youth Ñ-M Wr. Neustadt

AQHA Youth Horsemanship

Show Date: 07-14-2021



1. Walk A to B
2. At B Extend the jog to C
3. Stop at C and perform a 180 degree turn to the left
4. Jog a circle around C
5. Stop at C and perform a 180 degree turn to the right
6. Lope on the left lead to D
- 7 Stop at D and back approximately one horse length

Walk
Jog	-----
Extended Jog	-----
Lope	—————
Leg Yield	
Lead Change	↘
Back	←←←
Marker	⊙
Sidepass	←←←

[WH/2-34]

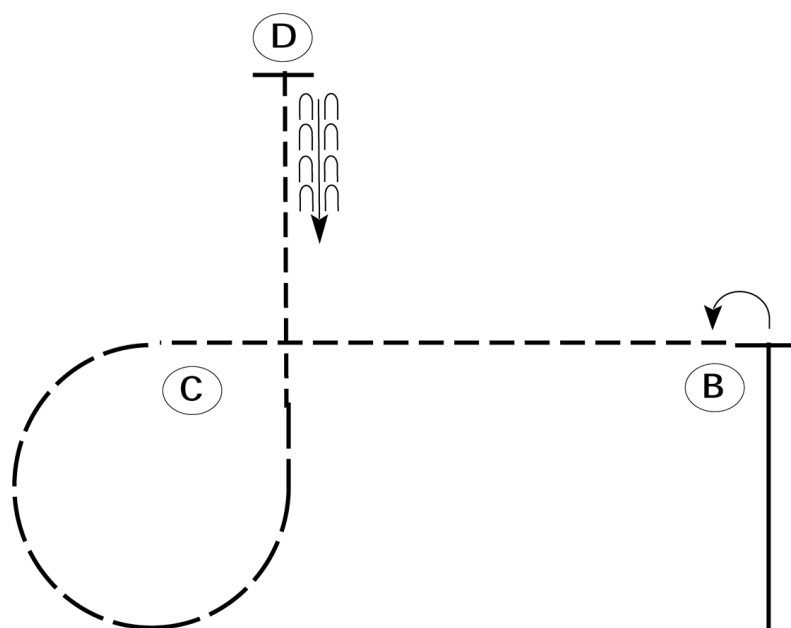
Pattern Provided by:

Austrian Quarterhorse Association

Aqha show and youth Ñ-M Wr. Neustadt

AQHA Nov.Amateur Horsemanship

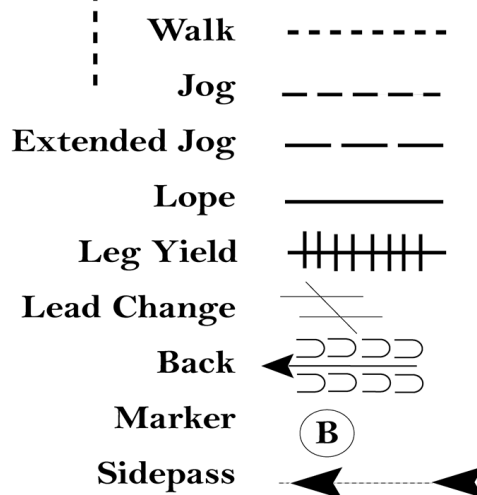
Show Date: 07-14-2021



Be ready before A.

1. Walk to A.
2. Lope on the left lead past B and stop.
3. Turn 1/4 turn to the left.
4. Jog from B to C.
5. Extend the jog in a circle around C.
6. Jog from C to D.
7. Stop at D and back approximately one horse length.

Follow the instructions of your ring steward.



[WH/1-67]

Pattern Provided by:

Austrian Quarterhorse Association

w w w . H o r s e S h o w P a t t e r n s . c o m

w w w . H o r s e S h o w P a t t e r n s . c o m

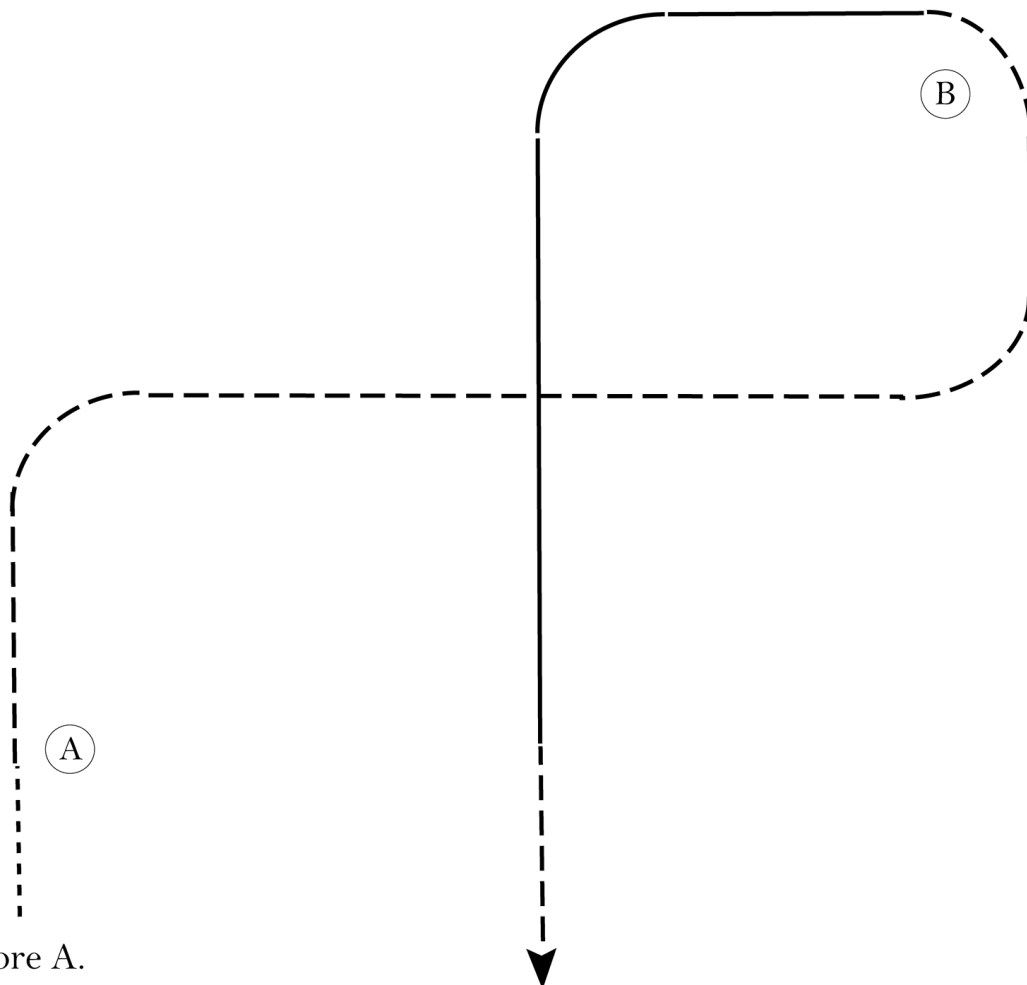
Aqha show and youth Ñ-M Wr. Neustadt

AQHA Amateur Huntseat Equ.

Show Date: 07-14-2021

w w w . H o r s e S h o w P a t t e r n s . c o m

w w w . H o r s e S h o w P a t t e r n s . c o m



Be ready before A.

1. Walk to A.
2. Posting trot on the left diagonal to center of pattern.
3. Change diagonals at center. Trot on the right diagonal to B.
4. Canter on the left lead through center of pattern until even with A.
5. Sitting trot when even with A. Pattern is over after trotting 3 strides past A.

Follow the instructions of your ring steward.

Walk	-----
Trot	- - - - -
Extended Trot	-----
Canter	—————
Leg Yield	
Lead Change	↘ ↙
Back	← ← ← ← ←
Marker	⊙
Sidepass	← — — — — →
Hand Gallop	—————

[HSE/1-66]

Pattern Provided by:

Austrian Quarterhorse Association

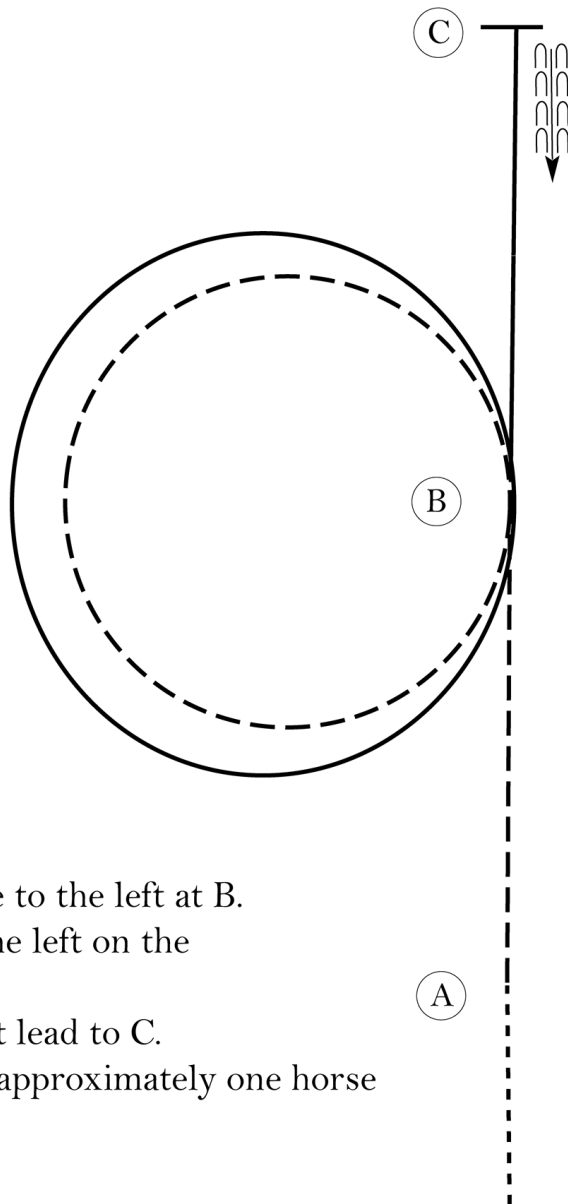
Aqha show and youth Ñ-M Wr. Neustadt

AQHA Youth Huntseat Equ.

Show Date: 07-14-2021

w w w . H o r s e S h o w P a t t e r n s . c o m

w w w . H o r s e S h o w P a t t e r n s . c o m



Be ready before A.

1. Walk to A.
2. Sitting trot to B.
3. Posting trot a circle to the left at B.
4. Canter a circle to the left on the left lead.
5. Continue on the left lead to C.
6. Stop at C and back approximately one horse length.

Exit at a walk.

Walk	-----
Trot	- - - - -
Extended Trot	— — — — —
Canter	—————
Leg Yield	
Lead Change	— / —
Back	← ← ← ← ←
Marker	⊙
Sidepass	← — — — — →
Hand Gallop	— — — — —

[HSE/1-38]

Pattern Provided by:

Austrian Quarterhorse Association