

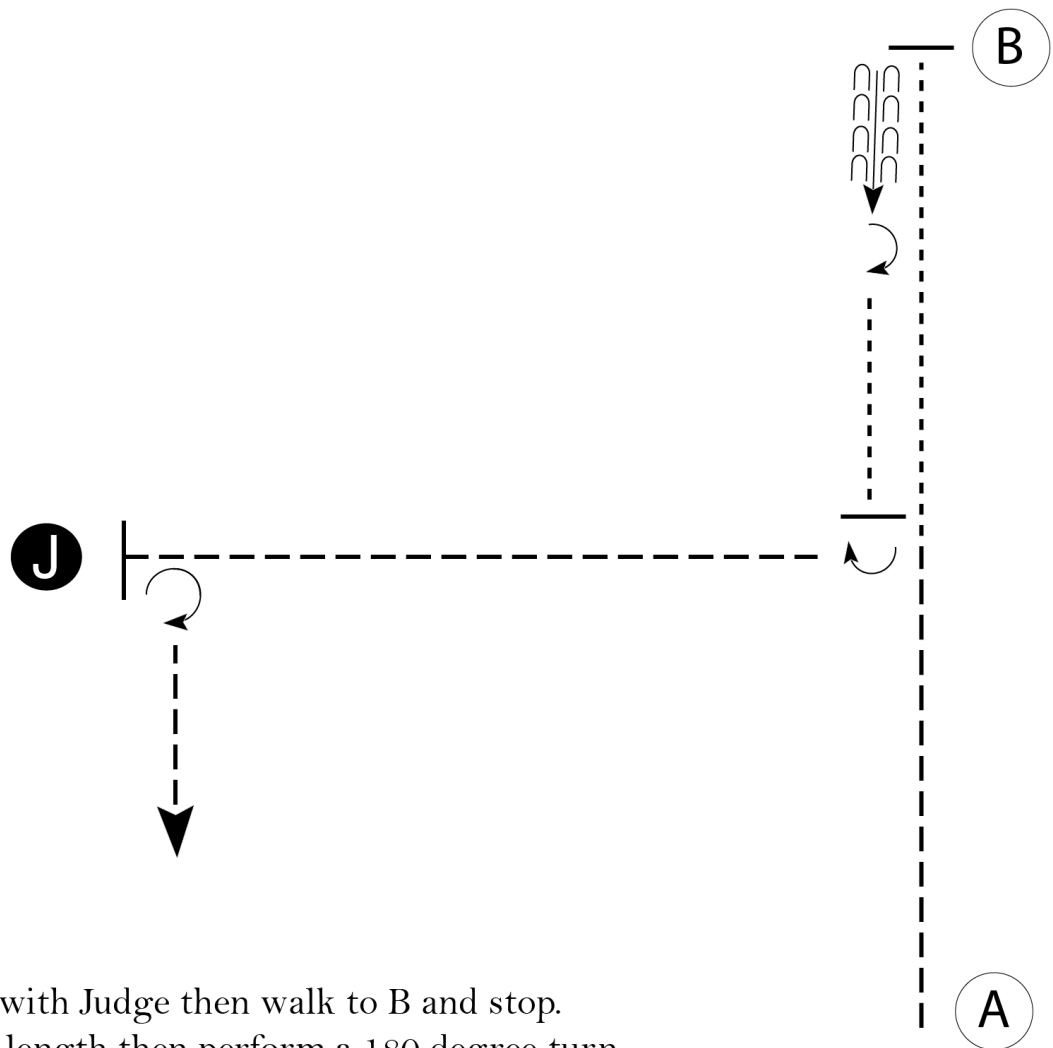
3. Little Lake Classic, AQHA Show

Showmanship, AQHA Nov. Amateur & Youth

Show Date: 09-03-2021

w w w . H o r s e S h o w P a t t e r n s . c o m

w w w . H o r s e S h o w P a t t e r n s . c o m



Be ready at A.

1. Trot until even with Judge then walk to B and stop.
2. Back one horse length then perform a 180 degree turn.
3. Walk until your horse's hip is even with Judge.
4. Perform a 1/4 turn.
5. Trot to Judge.
6. Set up.
7. Inspection. When dismissed, perform a 270 degree turn and trot to exit.

Walk	-----
Trot	- - - - -
Back	← ⊞ ⊞ ⊞ ⊞
Marker	⊙ B
Judge	⊙ J

[S/2-120]

Pattern Provided by:
AustrianQH Assoc.

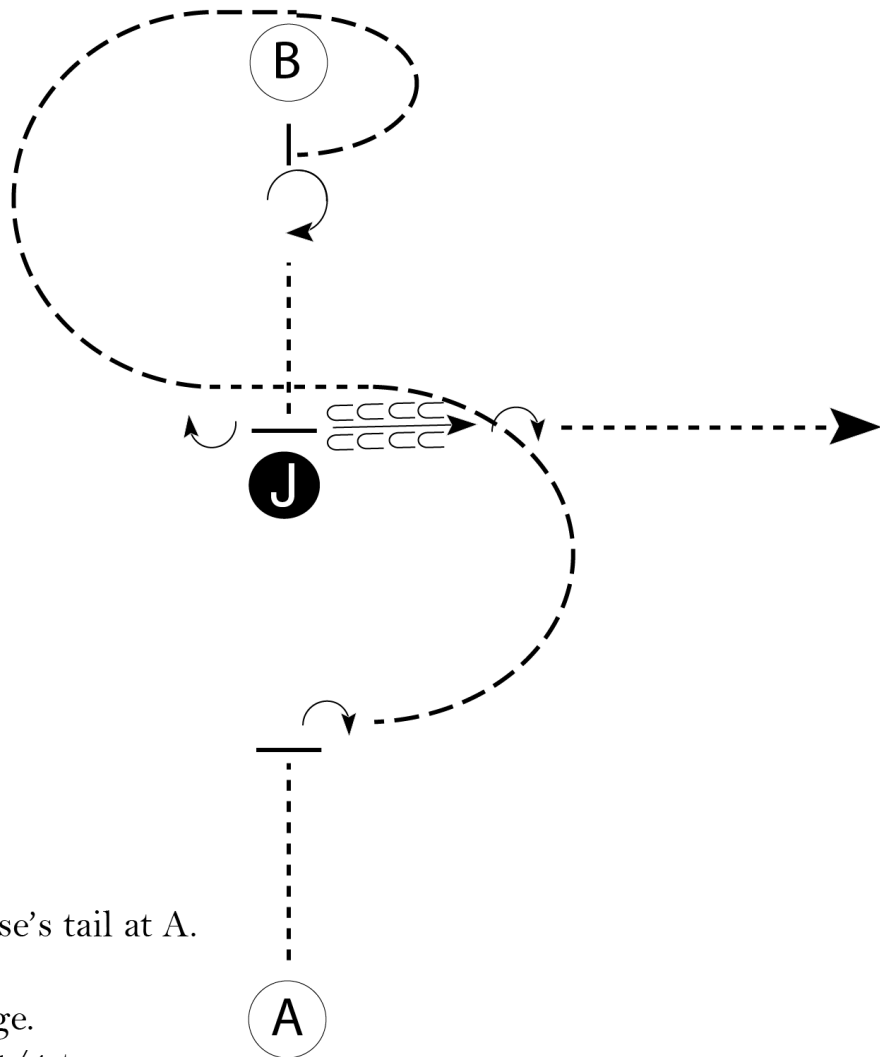
3. Little Lake Classic, AQHA Show

Showmanship, AQHA Amateur

Show Date: 09-03-2021

w w w . H o r s e S h o w P a t t e r n s . c o m

w w w . H o r s e S h o w P a t t e r n s . c o m



Be ready with your horse's tail at A.

1. Walk halfway to Judge.
2. Stop and perform a 1/4 turn.
3. Trot a half circle. Break to a walk before Judge and walk at least two horse lengths past Judge.
4. Trot a half circle to and around B as shown.
5. Stop and perform a 3/4 turn and walk to Judge.
6. Stop and set up for inspection.
7. When dismissed, perform a 1/4 turn.
8. Back approximately one horse length.
9. Perform a 1/2 turn and walk straight away to exit.

Walk	-----
Trot	- - - - -
Back	← ⊃ ⊃ ⊃ ⊃ ⊃ ⊃
Marker	⊙ B
Judge	● J

Follow the instructions of your ring steward.

[S/2-66]

Pattern Provided by:
AustrianQH Assoc.

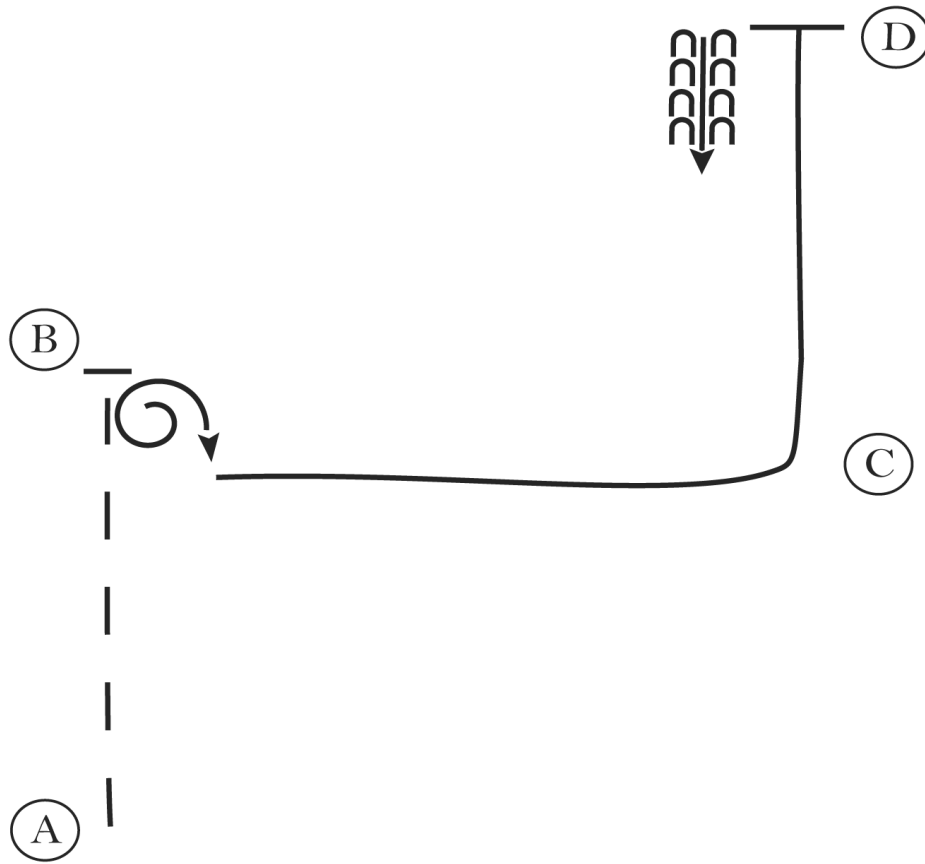
3. Little Lake Classic, AQHA Show

Horsemanship, AQHA Amateur

Show Date: 09-03-2021

w w w . H o r s e S h o w P a t t e r n s . c o m

w w w . H o r s e S h o w P a t t e r n s . c o m



1. Extend the jog A to B
2. Stop at B and perform a 450 degree turn to the right
3. Lope on the left lead to C and continue to D
4. Stop at D and back 4 steps

Walk
Jog	-----
Extended Jog	-----
Lope	—————
Leg Yield	
Lead Change	↙
Back	← C C C C
Marker	(B)
Sidepass	← - - - - ←

[WH/2-16]

Pattern Provided by:
AustrianQH Assoc.

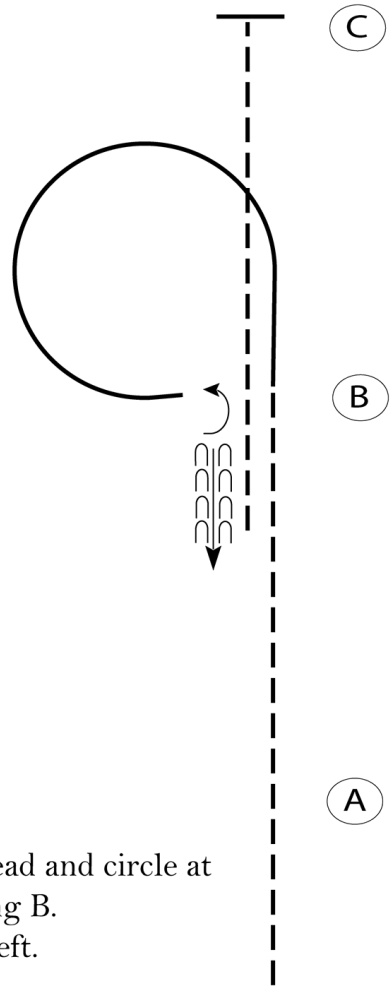
3. Little Lake Classic, AQHA Show

Horsemanship, Amateur ZNS

Show Date: 09-03-2021

www.HorseShowPatterns.com

www.HorseShowPatterns.com



- Begin before A at a jog.
1. Jog from A to B.
 2. At B, lope on the left lead and circle at B as shown. Stop facing B.
 3. Turn 1/4 turn to the left.
 4. Back one horse length.
 5. Jog to C. Stop at C.

Follow the instructions of your ring steward.

Walk	-----
Jog	- - - - -
Extended Jog	- - - - -
Lope	—————
Leg Yield	
Lead Change	— / —
Back	← ← ← ← ←
Marker	⊙
Sidepass	← — — — — →

[WH/1-17]

Pattern Provided by:
AustrianQH Assoc.